

JOB INFORMATION

Company: _____ Contact Name: _____ Order Ref: _____

Date: _____

Important Information

Please read all the information on this form before completing and signing it.

- Please take all wall measurements at the height you wish to have the poles positioned.
- All measurements should be given in millimetres.
- Bay window poles are only manufactured to the diameters shown in the Byron & Byron catalogue.
- Consider the diameter and suitability of your choice when choosing your curtains. Load bearing data is available on request.
- When measuring your bay windows, be as accurate as possible. Metal measuring tape is advised

- Remember to measure bays twice to minimise any errors. We are not able to replace bay poles if any incorrect measurements for the bay windows are provided.
- Please complete all relevant sections of this form and email back.
- Contact Byron & Byron during office hours on +44(0)20 8344 7979

*Please tick the box below to indicate you have read all information.

☐

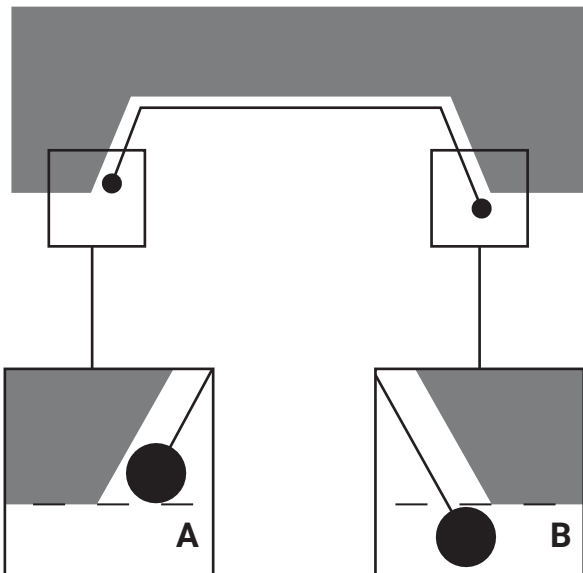
Any errors made on this form are the sole responsibility of the purchaser. We regret we offer **NO REFUNDS** and **CANCELLED WORK WILL HAVE TO BE PAID FOR.**

Position of Finials

Please indicate which position is preferred.
Tick the appropriate box.

A ☐

B ☐



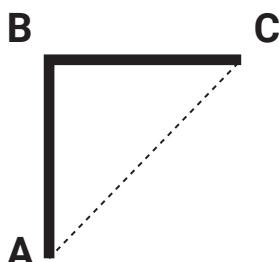
If a different position for your finials is required please indicate in the box on the left and please make notes below

All poles are supported on metal adjustable brackets with a projection of 11cm-15cm.

Available metal finishes: **Chrome** ☐ **Brass** ☐ **Antique Brass** ☐

Bay Window Measurements

One bend bay

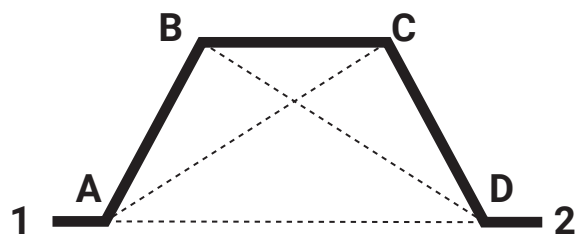


A-B: _____

B-C: _____

B-C: _____

Two bend bay



1-A: _____

C-D: _____

A-D: _____

A-B: _____

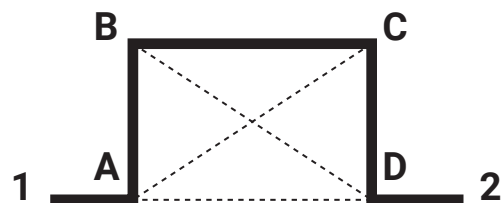
2-D: _____

B-D: _____

B-C: _____

A-C: _____

Square bay



1-A: _____

C-D: _____

A-D: _____

A-B: _____

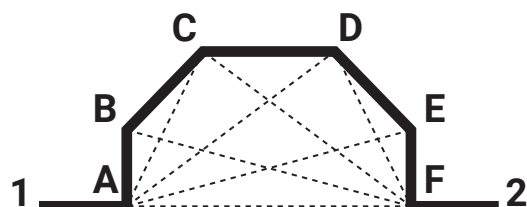
2-D: _____

B-D: _____

B-C: _____

A-C: _____

Four bend bay



1-A: _____

E-F: _____

A-F: _____

A-B: _____

2-F: _____

B-F: _____

B-C: _____

A-C: _____

C-F: _____

C-D: _____

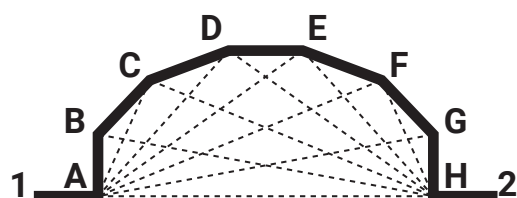
A-D: _____

D-F: _____

D-E: _____

A-E: _____

Six bend bay



1-A: _____

A-H: _____

C-D: _____

E-F: _____

A-B: _____

B-C: _____

C-F: _____

E-G: _____

A-C: _____

B-D: _____

C-G: _____

E-H: _____

A-D: _____

B-E: _____

C-H: _____

F-G: _____

A-E: _____

B-F: _____

D-E: _____

F-H: _____

A-F: _____

B-G: _____

D-G: _____

G-H: _____


A-G: _____

B-H: _____

D-H: _____

H-2: _____

Curved bay



1-A: _____

F-G: _____

E-M: _____

A-B: _____

G-2: _____

F-N: _____

B-C: _____

B-J: _____

A-G: _____

C-D: _____

C-K: _____

A-L: _____

D-E: _____

D-L: _____

L-G: _____

E-F: _____

British and European standard BSEN13120

As of 28th February 2014 the BSEN13120 Standard was implemented to tackle the issues surrounding child fatalities and injuries linked to window coverings, with the UK seeing the highest figures. The BSEN13120 Standard covers internal blinds only, however, the European Commission made a decision to extend the scope of this new law to incorporate other types of window coverings normally excluded from the standard as they still pose a threat to child safety - this includes corded poles and tracks.

BYRONANDBYRON
MAKERS SINCE 1984

bryonandbyron.com
020 8344 7979
sales@bryonandbyron.com