

# BYRON & BYRON

## JOB INFORMATION

Company: \_\_\_\_\_ Contact Name: \_\_\_\_\_ Order Ref : \_\_\_\_\_

Date: \_\_\_\_\_

### Important Information

*Please read all the information on this form before completing and signing it.*

- Please take all wall measurements at the height you wish to have the poles positioned.
- All measurements should be given in millimetres.
- Bay window poles are only manufactured to the diameters shown in the Byron & Byron catalogue.
- Consider the diameter and suitability of your choice when choosing your curtains. Load bearing data is available on request.
- When measuring your bay windows, be as accurate as possible. Metal measuring tape is advised

- Remember when measuring bays twice to minimise any errors. We are not able to replace any bay pole if any incorrect measurement for the bay windows.
- Please complete all relevant sections of this form and fax/ email back.
- Contact Byron & Byron during office hours on +44(0)20 8344 7979

\*Please tick the box below to indicate you have read all information.

☐

Any errors made on this form are the sole responsibility of the purchaser. We regret we offer **NO REFUNDS** and **CANCELED WORK WILL HAVE TO BE PAID FOR.**

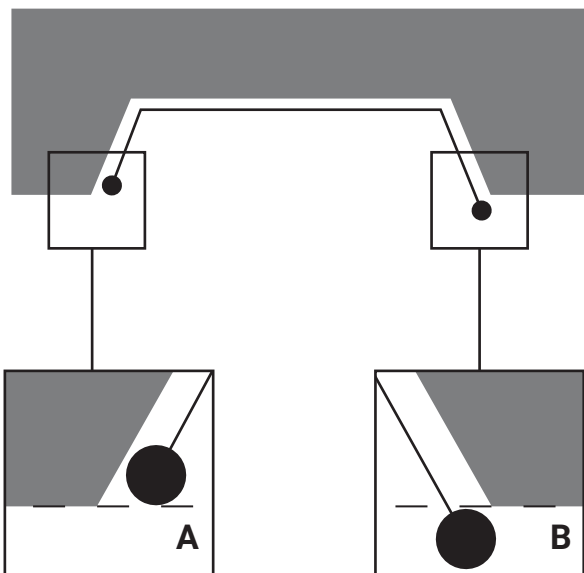
### Position of Finials

Please indicate which position is preferred.  
Tick the appropriate box.

**A** ☐

**B** ☐

*All poles are supported on brackets extend 100mm from the wall*



If a different position for your finials is required please indicate in the box on the left and please make notes below

---

---

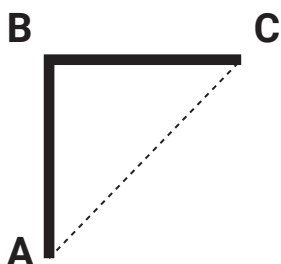
---

---

---

## Bay Window Measurements

One bend bay

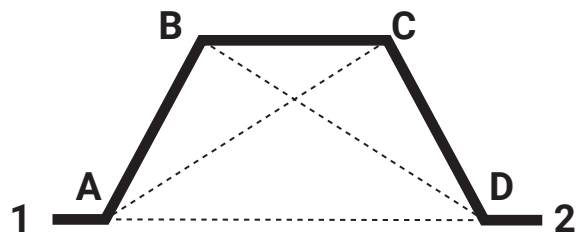


A-B: \_\_\_\_\_

B-C: \_\_\_\_\_

B-C: \_\_\_\_\_

## Two bend bay



1-A: \_\_\_\_\_

C-D: \_\_\_\_\_

A-D: \_\_\_\_\_

A-B: \_\_\_\_\_

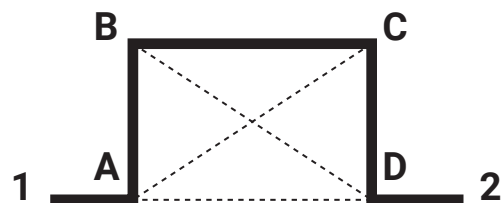
2-D: \_\_\_\_\_

B-D: \_\_\_\_\_

B-C: \_\_\_\_\_

A-C: \_\_\_\_\_

## Square bay



1-A: \_\_\_\_\_

C-D: \_\_\_\_\_

A-D: \_\_\_\_\_

A-B: \_\_\_\_\_

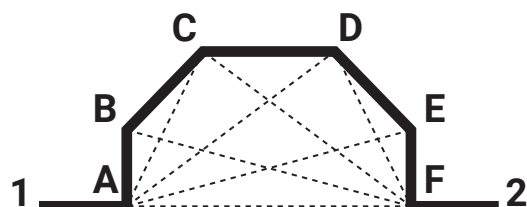
2-D: \_\_\_\_\_

B-D: \_\_\_\_\_

B-C: \_\_\_\_\_

A-C: \_\_\_\_\_

## Four bend bay



1-A: \_\_\_\_\_

E-F: \_\_\_\_\_

A-F: \_\_\_\_\_

A-B: \_\_\_\_\_

2-F: \_\_\_\_\_

B-F: \_\_\_\_\_

B-C: \_\_\_\_\_

A-C: \_\_\_\_\_

C-F: \_\_\_\_\_

C-D: \_\_\_\_\_

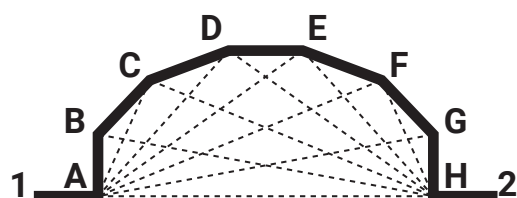
A-D: \_\_\_\_\_

D-F: \_\_\_\_\_

D-E: \_\_\_\_\_

A-E: \_\_\_\_\_

## Six bend bay



1-A: \_\_\_\_\_

A-H: \_\_\_\_\_

C-D: \_\_\_\_\_

E-F: \_\_\_\_\_

A-B: \_\_\_\_\_

B-C: \_\_\_\_\_

C-F: \_\_\_\_\_

E-G: \_\_\_\_\_

A-C: \_\_\_\_\_

B-D: \_\_\_\_\_

C-G: \_\_\_\_\_

E-H: \_\_\_\_\_

A-D: \_\_\_\_\_

B-E: \_\_\_\_\_

C-H: \_\_\_\_\_

F-G: \_\_\_\_\_

A-E: \_\_\_\_\_

B-F: \_\_\_\_\_

D-E: \_\_\_\_\_

F-H: \_\_\_\_\_

A-F: \_\_\_\_\_

B-G: \_\_\_\_\_

D-G: \_\_\_\_\_

G-H: \_\_\_\_\_


A-G: \_\_\_\_\_

B-H: \_\_\_\_\_

D-H: \_\_\_\_\_

H-2: \_\_\_\_\_

## Curved bay



1-A: \_\_\_\_\_

F-G: \_\_\_\_\_

E-M: \_\_\_\_\_

A-B: \_\_\_\_\_

G-2: \_\_\_\_\_

F-N: \_\_\_\_\_

B-C: \_\_\_\_\_

B-J: \_\_\_\_\_

A-G: \_\_\_\_\_

C-D: \_\_\_\_\_

C-K: \_\_\_\_\_

A-L: \_\_\_\_\_

D-E: \_\_\_\_\_

D-L: \_\_\_\_\_

L-G: \_\_\_\_\_

E-F: \_\_\_\_\_

## British and European standard BSEN13120

As of 28th February 2014 the BSEN13120 Standard was implemented to tackle the issues surrounding child fatalities and injuries linked to window coverings, with the UK seeing the highest figures. The BSEN13120 Standard covers internal blinds only, however, the European Commission made a decision to extend the scope of this new law to incorporate other types of window coverings normally excluded from the standard as they still pose a threat to child safety - this includes corded poles and tracks.

BYRON &amp; BYRON

bryonandbyron.com

020 8344 7979

sales@bryonandbyron.com